

Emigre Fonts

Thank you for your font purchase!

To protect your investment, please make sure your registration is complete.

Registration

Registered owners receive free technical support for 60 days. You are automatically registered when purchasing fonts directly from Emigre. When purchasing from a dealer, register your Emigre fonts online within 30 days of purchase at: <http://www.emigre.com/fontreg>

Please inform us if you have a change of address so that we may keep you current on any upgrades at: sales@emigre.com

Font Installation

See the installation instructions page below or go to: <http://www.emigre.com/EFTS.php>

To avoid problems, do not attempt to alter the names of any font files. If you have a font management utility installed, please refer to its user's guide to determine if the instructions given here apply.

Macintosh PostScript, Macintosh TrueType and Windows formats are sold separately.

Click on a section below:

[Emigre Fonts User License](#)

[Installation Instructions](#)

[Standard Character Set](#)

[Ordinal & Fractions](#)

[Ligatures](#)

[Ornaments](#)

Contact:

Emigre, Inc. Email: sales@emigre.com

Technical Support: support@emigre.com

Emigre Online: <http://www.emigre.com>

Font registration: <http://www.emigre.com/fontreg>

Copyright © 1990, 1998-2002, Emigre, Inc. Emigre Fonts is a trademark of Emigre Graphics. Apple, Macintosh, LaserWriter, and Finder are trademarks of Apple Computer, Inc. PostScript is a trademark of Adobe Systems Incorporated. Windows is a trademark of Microsoft.

Emigre Fonts User License - Software License Agreement

You agree to the following user licensing terms:

1. The Emigre Font Software is licensed for use at one (1) location with a maximum of six (6) devices. For example: five (5) CPUs and one (1) printer or output device.
2. Use of the Emigre Font Software at more than one (1) location or with more than six (6) devices requires a Multi-Device Site License upgrade. A device may be, but is not limited to, a printer, rasterizer, video display terminal, CPU, workstation or any device where the font software is rasterized or display of the Emigre Font is generated from font software outlines using Adobe Type Manager or similar software. For example, a display terminal shall be considered a device if the Emigre Font outline is embedded or otherwise included for viewing by end users in a multimedia CD.
3. Except as permitted herein, you may not modify, adapt, translate, reverse engineer, decompile, disassemble, alter or otherwise copy the Emigre Font Software.
4. You are permitted to make a single back-up copy. The Emigre Font Software or documentation may not be sublicensed, sold, leased, rented, lent, or given away to another person or entity.
5. The Emigre Font Software may be returned or exchanged only if defective. Defective software will be replaced when accompanied by a valid sales receipt and Emigre is notified within one (1) week of purchase.
6. You agree that any derivative works created by you from the Emigre Font Software, including, but not limited to, software, EPS files, or other electronic works, are considered derivative works under U.S. Law and use of the derivative work is subject to the terms and conditions of this License Agreement. Derivative works may not be sublicensed, sold, leased, rented, lent, or given away without written permission from Emigre. Emigre shall not be responsible for unauthorized, modified and/or regenerated software or derivative works. Embedding of the Emigre Fonts Software in any form is strictly prohibited without an additional license.
7. The Emigre Font Software is protected under domestic and international trademark and copyright law. You agree to identify the Emigre fonts by name and credit Emigre's ownership of the trademarks and copyrights in any design or production credits.
8. Any breach of the terms of this Agreement shall be cause for termination. In the event of termination, and without limitation of any remedies under law and equity, you agree to immediately return the Font Software to Emigre and certify that no copy remains in your possession or control.
9. EMIGRE MAKES NO WARRANTIES, EXPRESS OR IMPLIED AS TO MERCHANTABILITY, FITNESS FOR A PARTICULAR PURPOSE, OR OTHERWISE. WITHOUT LIMITING THE FOREGOING, EMIGRE SHALL IN NO EVENT BE LIABLE TO THE LICENSED USER OR ANY OTHER THIRD PARTY FOR ANY DIRECT, INDIRECT, CONSEQUENTIAL, OR INCIDENTAL DAMAGES, INCLUDING DAMAGES FROM LOSS OF BUSINESS PROFITS, BUSINESS INTERRUPTION, LOSS OF BUSINESS INFORMATION, ARISING OUT OF THE USE OR INABILITY TO USE THE PRODUCT EVEN IF NOTIFIED IN ADVANCE. UNDER NO CIRCUMSTANCES SHALL EMIGRE'S LIABILITY EXCEED THE REPLACEMENT COST OF THE SOFTWARE. FOR MORE INFORMATION REGARDING THIS LICENSE GO TO: <http://www.emigre.com/EUL.php>

FONT EMBEDDING Embedding of the Emigre Fonts Software in digital documents or in any other form is governed by a separate license agreement. If an embedding license is desired, the licensee must represent and warrant that licensee's encryption of the embedded Emigre Fonts is secure enough to prevent any access or use by others. For more information regarding an Embedding License go to: <http://www.emigre.com/Embedding.php>

LICENSE UPGRADES

The Emigre Font Software is licensed for use at a single location for use with a maximum six (6) devices. For example: (1) printer with up to five (5) CPUs. The Emigre Font Software may not be shared between locations or business entities. Each additional location and/or entity must purchase a separate license to be used in accordance with the terms of the Emigre Font Software License. License upgrades may be purchased for use with additional devices. The upgrade price is calculated as a percentage of the original price of the software. To determine the number of devices, add up all CPUs, workstations, printers, and other devices that use the fonts. The following is cumulative:

- 1 - 6 devices (standard license)
- 7 -12 devices: add 50 percent
- 13-60 devices: add 20% for each 6 devices
- 61-150 devices: add 15% for each 6 devices
- 151-300 devices: add 10% for each 6 devices
- over 300 devices: add 5% for each 6 devices

Very large or unlimited uses of the Emigre Font Software will require a custom license agreement.

For information about various license options go to: <http://www.emigre.com/EULOptions.php>

Click on a section below:

- | | |
|---|---|
| Registration | Ordinal & Fractions |
| Installation Instructions | Ligatures |
| Standard Character Set | Ornaments |

Installation Instructions

For the most recent installation instructions, please see <http://www.emigre.com/support>

TrueType Installation

For Windows ME, 95, 98, NT, 2000 and XP:

1. Click on Start > Settings > Control Panel.
2. Double-click the Fonts folder and choose File > Install New Font.
3. Select the directory where your new fonts are located.
 - * This may be on a CD or from a downloaded archive.
 - * Be sure to expand the ".zip" file before installing if the fonts were downloaded.
4. A list of font files will be displayed.
5. Select the fonts you want to install
 - * Users with Win NT, 2000 or XP will also see the PostScript (Type1) files.
 - * Be sure to highlight only files ending in ".ttf" or "(TrueType)."
 - * Use the CTRL key to select multiple fonts.
6. Click the OK button to finish the install.

PostScript Type 1 Installation

For Windows 2000 and XP:

1. Click on Start > Settings > Control Panel.
2. Double-click the Fonts folder and choose File > Install New Font.
3. Select the directory where your new fonts are located.
 - * This may be on a CD or from a downloaded archive.
 - * Be sure to expand the ".zip" file before installing if the fonts were downloaded.
4. A list of font files will be displayed.
5. Select the fonts you want to install
 - * Be sure to highlight only files ending with "(Type1)."
 - * Use the CTRL key to select multiple fonts.
6. Click the OK button to finish the install.

PostScript Type 1 Installation

For Windows 95, 98, ME and NT:

Requires ATM (Adobe Type Manager).

ATM Light is available for free from Adobe's Web site:
<http://www.adobe.com>

1. Open the ATM Control Panel.
2. Click the Add button.
3. In the Directories list box, choose the appropriate drive and directory that contain the font(s) you want to add.
4. Select the fonts you want to install and click the Add button. ATM will copy the appropriate PFM (font metrics) and PFB (PostScript outline fonts) files to the default target directories. The newly added fonts will now appear in the Installed ATM Fonts list.
5. Exit from the ATM Control Panel.
6. Quit and restart Windows to use the new fonts.

Click on a section below:

Registration

Emigre Fonts User License

Standard Character Set

Ordinal & Fractions

Ligatures

Ornaments

Standard Character Set

This key map applies to Emigre's standard character set for text faces; some display fonts may have more limited character sets. If this font package includes special characters, illustrations, or small caps and fractions, please see the additional characters on the following pages.

Please note that this character set is provided under the Windows operating system; additional characters may be available with other systems, such as Macintosh.

Note about Numerals:

Some Emigre fonts include both lining and old style figures. If your package includes both types of numerals, they are provided in separate font files.

Lining numerals are aligned with the height of the capital letters, creating an even appearance with uppercase text.

Old style numerals, also called "non-lining," have ascenders and descenders like the lowercase letters, with emphasis along the x-height, thus creating an even appearance within lowercase text.

For more information about lining and old style figures, see: www.emigre.com/EFoGC.html

Euro Symbol

ALT 0164

Starting with the 1999 releases, Emigre fonts will include the Euro symbol in the ALT 0164 key position.

For information about the Emigre Euro font, see: www.emigre.com/Euro.html

Click on a section below:

[Registration](#)

[Emigre Fonts User License](#)

[Installation Instructions](#)

[Ordinal & Fractions](#)

[Ligatures](#)

[Ornaments](#)

The characters shown below are accessed by typing the corresponding character position number on the numeric keypad while pressing the ALT key.

ANSI Set:	0131	<i>f</i>	0203	È	IBM Ext.	128	Ç
	0132	„	0204	Ì	Set:	129	Ü
	0133	...	0205	Í		130	É
	0134	†	0206	Î		131	Â
	0137	‰	0207	Ï		132	Ä
	0140	Œ	0209	Ñ		133	À
	0145	‘	0210	Ò		134	Å
	0146	’	0211	Ó		135	Ç
	0147	“	0212	Ô		136	È
	0148	”	0213	Õ		137	Ë
	0149	•	0214	Ö		138	È
	0150	—	0216	Ø		139	Ï
	0151	—	0217	Ù		140	Î
	0153	™	0218	Ú		141	Ì
	0156	œ	0219	Û		142	Ä
	0159	ÿ	0220	Ü		143	Å
	0161	ı	0223	ß		144	É
	0162	¢	0224	à		145	æ
	0163	£	0225	á		146	Æ
	0164	EURO	0226	â		147	ô
	0165	¥	0227	ã		148	ö
	0169	©	0228	ä		149	ò
	0171	«	0229	å		150	û
	0174	®	0230	æ		151	ù
	0176	°	0231	ç		152	ÿ
	0178	²	0232	è		153	Ö
	0179	³	0233	é		154	Ü
	0181	μ	0234	ê		155	¢
	0182	¶	0235	ë		156	£
	0185	¹	0236	ì		157	¥
	0187	»	0237	í		159	<i>f</i>
	0188	¼	0238	î		160	á
	0189	½	0239	ï		161	í
	0190	¾	0240	ð		162	ó
	0191	¿	0241	ñ		163	ú
	0192	À	0242	ò		164	ñ
	0193	Á	0243	ó		165	Ñ
	0194	Â	0244	ô		168	¿
	0195	Ã	0245	õ		171	¼
	0196	Ä	0246	ö		172	¼
	0197	Å	0248	ø		173	ı
	0198	Æ	0249	ù		174	«
	0199	Ç	0250	ú		175	»
	0200	È	0251	û		225	ß
	0201	É	0252	ü		227	¶
	0202	Ê	0255	ÿ		230	μ

Special Characters & Features Tribute Ordinals Fonts

Each Ordinals Font Includes the following characters.

Note: if you have trouble printing these characters, make sure symbol font substitution is turned off in your application.

Tabular numerals

The standard numerals in the ordinals fonts are tabular. These are lining numerals with monospaced character spacing ideal for use in annual report columns and other tabular applications; type the number keys.

For design information about lining and old style figures, see: www.emigre.com/EFoGC.html

Ordinals

Ordinals (superior letters) are provided in the Ordinals fonts:

2nd 3rd 4th 2ND 3RD 4TH

These can be combined with the regular fonts, for example:

Wallst Hollywood^{Blvd}
WALLST HOLLYWOOD^{BLVD}

Please Note:

The automatic underline position in the Ordinals fonts is defined for use with ordinals and superior numerals/characters:

WALLST Hollywood^{Blvd}

Additional Characters in Ordinals Fonts

shift , = backward arrow

shift . = forward arrow

← →

Click on a section below:

[Registration](#)

[Emigre Fonts User License](#)

[Installation Instructions](#)

[Standard Character Set](#)

[Ligatures](#)

[Ornaments](#)

R = Roman Ligatures
1 = Italic Ligatures One
2 = Italic Ligatures Two

This key map applies to font specific special characters. For information about Emigre's standard character set, see the previous page. See the following pages for an alphabetical listing, usage suggestions and special features.

Note:

If you have trouble printing these characters, make sure symbol font substitution is turned off in your application. (Also, this character set is provided under the Macintosh operating system; some characters may not be available with other systems, such as Windows.)

Alternate forms in Tribute Roman Ligatures fonts

- f** = Shortened (narrower) f for combinations like fb, fh, fl, etc. Key: E
- ff** = Shortened ff ligature. Key: F
- g** = Shortened (narrower) g for combinations like gg, gp, gy, etc. Key: g
- f** = Shortened long-s. Key: t
- ff** = Shortened long-s ligature. Key: T
-** = Dotted line for write-in spaces. Keys: n and N
- = Space keys for use with ornaments. Keys: l (half space) and m (full space)








	R	1	2		R	1	2		R	1	2
#	Nº	№	№	a		al	am	A	→	A	ca
%	‰	‰	‰	b		as	im	B	←	B	ce
&	&	et	et	c	ct	ct	um	C	↑	C	ci
@	et	et	et	d	ck	ck	an	D	↓	D	co
0	o	o	o	e		e	in	E	f	E	cu
1	I	I	I	f	ff	ff	un	F	ff	F	fa
2	2	2	2	g	g	gg	gy	G	ft	ft	fe
3	3	3	3	h	ch	ch	ggy	H	ffl	ffl	ff
4	4	4	4	i		is	gp	I	ffi	ffi	fo
5	5	5	5	j		ij	fy	J	ft	f	ft
6	6	6	6	k		k	ffy	K		K	fu
7	7	7	7	l		ll	ma	L	fft		fft
8	8	8	8	m		m	me	M	x	M	m
9	9	9	9	n	.	n	mi	N	...	N	n
<				o	el	el	mo	O	%	N	%
>				p	sp	sp	mt	P	®	P	®
®	®	®	®	q		t	mu	Q	⌘	Q	⌘
©	®	®	®	r	R	R	na	R	®	R	®
				s	f	f	ne	S	ff	ff	✱
				t	f	tt	ni	T	ff	T	☀
				u		us	no	U	et	et	et
				v	sh	sh	nt	V	fh	sh	ta
				w	sk	sk	nu	W	fk	sk	te
				x	sl	sl	x	X	fl	sl	ti
				y	st	st	ty	Y	ø	Y	to
				z		z		Z	fp	sp	tu
				[{			
]				}			
				\	▶	▶	\		◀	◀	

Click on a section below:

- [Registration](#)
- [Emigre Fonts User License](#)
- [Installation Instructions](#)
- [Standard Character Set](#)
- [Ordinal & Fractions](#)
- [Ornaments](#)

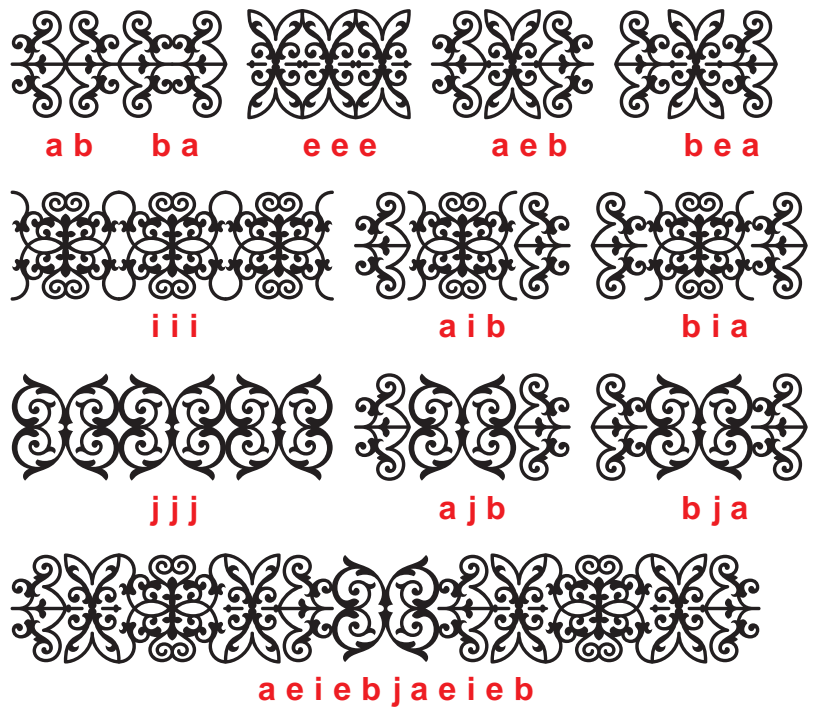
Special Characters Tribute Ornaments

The Tribute Roman Ligatures font contains seven ornaments and two space keys for use in combination with the ornaments.


a	
b	
e	
i	
j	
l	[half space]
m	[full space]
q	
u	

For vertical alignment of ornaments just use the same leading as the cap height. e.g. 24 on 24 points or 36 on 36 points. Use the space keys (l and m) for “cutting” windows into the ornaments.

Examples:



Examples:



TITLING



Click on a section below:

- [Registration](#)
- [Emigre Fonts User License](#)
- [Installation Instructions](#)
- [Standard Character Set](#)
- [Ordinal & Fractions](#)
- [Ligatures](#)